


New Products & Proven Classics





Materials, Components & Solutions

Quality for life



Explanations of hazardous material symbols

(risk and safety phrases)*


	Hazard classes	Hazard categories
	Inflammable gases	1
	Inflammable aerosols	1, 2
	Inflammable liquids	1, 2, 3
	Inflammable solids	1, 2
	Self-decomposing substances and mixtures	Types B, C, D, E, F
	Pyrophoric liquids	1
	Pyrophoric solids	1
	Substances and mixtures capable of self-heating	1, 2
	Substances and mixtures that release inflammable gases upon contact with water	1, 2, 3
	Organic peroxides	Types B, C, D, E, F
	Oxidising gases	1
	Oxidising liquids	1, 2, 3
	Oxidising solids	1, 2, 3
	Acute toxicity (oral, dermal, inhalative)	4
	Skin irritation	2
	Eye irritation	2
	Skin sensitisation	1
	Specific target organ toxicity (one-time exposure)	3
	Respiratory system irritation	
	Anaesthetic effects	
	Hazardous to water	
	– Acutely hazardous to water	1
	– Chronically hazardous to water	1, 2

* The hazardous substance symbols printed in the product information correspond to the labelling requirements for hazardous substances at the time of printing. They refer to the raw materials. Changes reserved.

• Please note that the base colours shown in the product information may differ in actual effect.

Contents

Explanations of Hazardous Substance Symbols	2
Materials with Skin Contact	4
Hazardous Substances	5
New Products	6
Proven Classics	44
Ottobock Worldwide	56



- For more products in the materials category, please see our current catalogue “Materials, Components & Solutions” 646K1=GB or our “Materials Guide 2.0” 646A314.
- Up-to-date product information is always available to you on our website www.ottobock.com.

Materials with Skin Contact

CE Marking

Medical devices are not permitted to endanger the health of users or third parties at any time. In addition, the risks generally associated with their use always have to be justifiable compared to the benefits. This is why medical devices are subject to the provisions of the MPG (Medical Products Law), and certain safety criteria must be met to bring them into circulation. This is confirmed by the visible CE marking. Ottobock declares with sole responsibility that all medical devices that are manufactured by Ottobock and bear the CE marking conform with the basic requirements of Council Directive 93/42/EEC of 14 June 1993 on medical devices.

Material Compatibility

The EN ISO 10993 standard applies for the assessment of the biological compatibility of medical devices. The standard classifies medical devices according to the type and duration of intended body contact and identifies biological risks which must be evaluated according to the respective category of the product in question.

The purpose of the biological assessment is to determine whether physiological hazards are expected from the medical device or its materials as a result of contact with the patient. Accordingly, the tests pursuant to EN ISO 10993 Part 5 (Cytotoxicity) and EN ISO 10993 Part 10 (Irritation and Sensitisation) are relevant for Ottobock materials with skin contact.



Cytotoxicity Test (EN ISO 10993 Part 5)

The cytotoxicity test is recognised and required as a biological base test for all medical devices and their materials. The use of cell cultures, makes it possible to provide evidence of any toxic effect to cells, that arise from substances dissolving out of the material during the intended use. Solids are extracted with culture media or other suitable solvents; these solids are then used in the examination.

The cytotoxicity test offers indications of the biological compatibility of materials used to manufacture medical devices. Relevant Ottobock materials have successfully passed this test; therefore, no cytotoxicity effect is expected. The biological compatibility of the relevant Ottobock materials is confirmed in accordance with Directive EN ISO 10993 Part 5 or by equivalent data.



Irritation and Sensitisation Test (EN ISO 10993 Part 10)

The most common test method is the patch test. The patch test is a provocation test used to determine if there is a contact allergy. In this test, the test specimens or extracts are applied exclusively to the skin. As a rule, the test substances are applied to a test patch that has been especially prepared and is applied "on the skin" (=epicutaneous) in the upper back region of the patient. The patch is then left on for 48 hours before it is removed. 15 to 30 minutes after the patch is removed, the doctor examines the area of skin for possible changes (reddening, swelling); this examination is repeated after two to three days and possibly again later. The patch test is indicative of the biological compatibility of materials for the production of medical devices. Relevant Ottobock materials have successfully passed this test, so that skin irritation or allergic sensitisation are not expected. The biological compatibility of the relevant Ottobock materials is confirmed in accordance with Directive EN ISO 10993 Part 10 or by equivalent data.

Hazardous Substances

Your Needs


The first and most important step in the safe use of chemicals is to be aware of their identity, the associated risks to health and the environment and the means to control these risks. This inherently complex knowledge must be organised so that essential information on hazards and the corresponding protective measures can be identified and communicated to the user in a readily comprehensible manner.

The Ottobock Solution

As a global player, we obligate ourselves to safeguard and protect the health of people and the environment in which we work. With us, you will make safety, environmental protection and health integral parts of the production, sale and use of our products. Ottobock hazardous substances are accompanied by safety data sheets (SDS). These safety data sheets contain information such as physical data, health risks, first aid measures, storage, disposal and protective equipment. Ottobock can provide you with safety data sheets for all hazardous substances in your language and country-specific version.

Advantages for You

We offer you absolute reliability, safety and guaranteed availability. Electronically provided safety data sheets comply with the right-to-know provisions for immediate access to risk information around the clock. Make use of the most up-to-date database of safety data sheets on our website, which we update regularly for you. We are also able to provide you with the safety data sheets on CD-ROM (article number 646C16). The advantage of the CD-ROM is that you can prepare chemical or product-specific general instructions for use and utilise them in your orthopaedics workshop.



New Products

Contents	7
• 699G19/699G20/699G21 Biplatrix® Quick Plaster Bandage	9
• 617R15=5 TP.C Carbon Fibre Cloth	10
• 616T111 ThermoLyn supra soft plus Silicone	11
• 616T112/616T113 ThermoLyn supra flexible	12
• 616T690 ThermoLyn soft, black	14
• 617H255 C-Orthocryl SKINGUARD	15
• 617H119 Orthocryl Lamination Resin 80:20 PRO	16
• 616S5/616S6 BetaSil Kit	17
• 636K44 Loctite® 3090	20
• 617S173 Nora® Aero sorb, soft.....	21
• 617S174 Nora® Aero sorb, medium	22
• 617S133=7 Nora® Lunatec Combi 7	23
• 623P* Ottobock Collection Thermopapers	24
• 623S* Ottobock Collection Socket Decors	26
• 616G120/616G180 CarbonTEX	28
• 514Z8 SafeLock Buckle	30
• 514Z9 SafeLock Slider	31
• 623H29 Belting	32
• 170D29 Y-Hook-and-Loop with PU Coating	33
• 623Z96 Loop-Velour Strap	34
• 21Y78 Hook-and-Loop Closure with Weld Seams	35
• 21B37 AK Suspension	36
• 21B3 Neopren® AK Suspension	37
• 21B4 BK Suspension	38
• OC1560 EasyFit Arm Donning Sheath	40
• OC1560 EasyFit Donning Sheath	42

699G19/699G20/699G21

Biplatrix® Quick Plaster Bandage



Areas of Application

- For taking a plaster cast

Benefits

- Consists of a cotton substrate coated with a special natural plaster blend
- Latex-free
- Very easy moulding
- Minimised dipping losses
- Easy to process
- Ensures high final strength, even with few layers
- Also available as 699G21 Longuette for individual cutting

Processing


- Dipping water temperature: 20 °C to 25 °C (68 °F to 77 °F)
- Working time: approx. 2 minutes
- Load bearing capacity: partial load after 30 minutes, full load after 48 hours

Order example				
Reference number	=	Length	x	Width
699G19	=	2	x	6
Reference number	699G19			
Length	2 m			
Width	6 cm, 8 cm, 10 cm, 12 cm, 15 cm			
Order by	Package of 20 (sealed @ 2 bandages)			
Reference number	699G20			
Length	3 m			
Width	8 cm, 10 cm, 12 cm, 15 cm, 20 cm			
Order by	Package of 10 or 20 (sealed @ 2 bandages)			
Reference number	699G21			
Length	25 m			
Width	10 cm, 12 cm, 15 cm, 20 cm			
Order by	Package of 1 (4 layers)			

Biplatrix® is a registered trademark of BSN medical.

617R15=5

TP.C Carbon Fibre Woven



Areas of Application

- For high-strength, very thin orthoses based on thermoplastic materials

Benefits

- Matrix: TPU
- Can be thermoformed under pressure
- High tensile strength
- Suitable for surfaces
- Paintable
- Potentially adhesive
- Can be welded with components of the same matrix
- Clean processing
- No special storage requirements (e.g. no cooling)

Processing

- Moderate temperature recommendation:
approx. 220 °C / 428 °F

Article number	617R15=5
Thickness	approx. 0.25 mm
Area per package	5.16 m ²
Package	12 sheets á 1.000 mm x 430 mm per sheet
Fibre weight per unit area	200 g/m ²
Fibre content	60% by weight
Resin content	40% by weight
Bond type	Twill 2/2

616T111

ThermoLyn supra soft plus Silicone

EVA with silicone



Areas of Application

- For fabricating highly flexible inner sockets for the thigh

Benefits

- EVA with silicone
- Very high flexibility
- Facilitates the fabrication of more comfortable socket rims
- High surface quality
- Comfortable to wear
- Good grinding characteristics
- Washable

Processing

- Temperature recommendation: 150 °C / 302 °F (convection oven, infrared oven)

Article number	616T111=9	616T111=12	616T111=800x800x12
Length	400 mm	400 mm	800 mm
Width	400 mm	400 mm	800 mm
Thickness	9 mm	12 mm	12 mm
Colour	natural-coloured	natural-coloured	natural-coloured

Available information materials:

Article no.	Description
646F265=GB	Poster Thermoplastics
646D300=GB	Technical Information Thermoplastics
646D733=EN	Product Information ThermoLyn for flexible diagnostic and definitive sockets

616T112/616T113

ThermoLyn supra flexible

EVA



Order example					
Reference number	=	Thickness	-	Colour	
616T112=	=	2	-	4.1	

Order example						
Reference number	=	400	x	400	x	Thickness
616T112=	=	400	x	400	x	6

Reference number	616T112=*				
Length	1000 mm	1000 mm	400 mm		
Width	1000 mm	1000 mm	400 mm		
Thickness	2 mm, 4 mm	2 mm, 3 mm, 4 mm, 5 mm	6 mm, 9 mm, 12 mm, 15 mm		
Colour	transparent (99), white (6), black (7), blue (5), light blue (5.3), dark blue translucent (5.5), red (2), light red translucent (2.4), bordeaux (2.5), green (3), neon pink (12.1), neon yellow (4.1), neon green (3.4), gold (17), silver (16)	skin coloured (0)	skin coloured		

Reference number	616T113=*				
Length	5000 mm	5000 mm	5000 mm		
Width	1000 mm	1000 mm	1000 mm		
Thickness	1.5 mm, 2 mm, 3 mm, 4 mm	5 mm	3 mm, 4 mm, 5 mm		
Colour	transparent (99)	transparent (99), black (7)	skin coloured (0)		

Areas of Application

- For fabricating of shoe-insoles
- For fabricating of flexible diagnostic/definitive sockets for foot prostheses
- For fabricating of flexible diagnostic sockets for lower and upper limb prostheses
- For fabricating of water-resistant splints and supports
- For fabricating of flaps and closures for orthoses
- For flexible prim designs for orthoses

Benefits

- Permanently elastic
- Dimensionally stable
- High friction
- More comfortable socket edge design
- Comfortable to wear
- Large choice of colours
- Washable
- Subsequent welding possible
- Can be bonded to itself when heated

Temperature recommendation

- 100-130 °C / 212-266 °F (heating plate)
- 80-100 °C / 175-212 °F (infrared oven)
- 100-120 °C / 212-248 °F (convection oven)

Available information materials:

Article no.	Description
646F265=GB	Poster Thermoplastics
646D300=GB	Technical Information Thermoplastics
646D733=EN	Product Information ThermoLyn for flexible diagnostic and definitive sockets




99 Transparent



2.4 Light Red Translucent




16 Silver



6 White



2.5 Bordeaux



0 Skin coloured



7 Black



3 Green



5 Blue



12.1 Neon Pink



5.3 Light Blue



4.1 Neon Yellow



5.5 Dark Blue Translucent



3.4 Neon Green



2 Red



17 Gold




Practical recommendation

- For use on smooth, dry and porous plaster casts (87G2)
- Use a brush to apply a thin layer of Araform Parting Agent (84A4=12) on the plaster cast, then polish
- Short transfer distance from oven to model
- Do not use talcum powder
- While heating it in the oven, use a clean and smooth parting film as underlay
- While later welding of lamination discs, reinforcement bars, etc. leave model under vacuum to guarantee dimensional stability
- While welding the material, avoid inclusions of air

616T690

ThermoLyn soft, black

PE-C



Areas of Application

- Suitable for fabricating flexible inner prosthetic sockets in lower limb prosthetics
- Sheet size of 1225x1225 mm is particularly well suited for the fabrication of HD sockets

Benefits

- High flexibility
- Low density for especially low weight
- High tensile strength
- Odour-neutral
- High surface quality
- Can be subsequently thermoformed
- Comfortable to wear
- Washable

Processing

- Temperature recommendation: 130 °C / 266 °F (convection oven, infrared oven)

Order example				
Reference number	=	Length	x	Thickness
616T690	=	400	x	8

Reference number	616T690	616T690
Length	400 mm	1225 mm
Width	400 mm	1225 mm
Thickness	8 mm, 10 mm, 12 mm, 15 mm	8 mm, 10 mm, 12 mm, 15 mm
Colour	black	black

Available information materials:

Article no.	Description
646F265=GB	Poster Thermoplastics
646D300=GB	Technical Information Thermoplastics

617H255 C-Orthocryl SKINGUARD



Practical recommendation

- Casting carbon on carbon, no filter layers are required
- For sheet casting, use only 616F4 PVA Sheeting or 99B81 PVA Bags
- 642K13 Filling Set is available for containers 25 kg and over.



Areas of Application

- Lamination resin for carbon fibre technology

Benefits

- Antibacterial effect
- Facilitates fabricating components with a low proportion of resin
- Optimum ratio of matrix to reinforcing materials

	Resin 100	:	Hardener 2-3	:	Resin Colour Paste 3
---	--------------	---	-----------------	---	-------------------------



Danger



Article number	617H255=0.900	617H255=4.600	617H255=25
Net contents	0.9 kg	4.6 kg	25 kg

Available information materials:

Article no.	Description
646F351=EN	Poster Lamination Resins
646D695=EN	Folder SKINGUARD Technology
646D119=GB	Product Information SKINGUARD Antibacterial Materials
646D453=EN	Product Information Reinforcement fabrics

617H119

Orthocryl Lamination Resin 80:20 PRO



Practical recommendation

- For sheet casting, use only 616F4 PVA Sheeting or 99B81 PVA Bags
- 642K13 Filling Set is available for containers 25 kg.
- In order to ensure that all air bubbles are eliminated from the reinforcement, the following has to be observed:
 - Make sure that the plaster model is under a constant vacuum from the outset.
 - Cast the resin all at once, and not gradually, which is done with conventional resins.

Areas of Application

- Lamination resin for the fabrication of components with a low proportion of resin

Benefits

- Low viscosity with the same mechanical characteristics as 617H19
- Better penetration of the reinforcement
- Rapid evacuation of air from the reinforcement
- The air that is pushed out and subsequently rises can escape from the resin during lamination and is not locked into the resin. This increases the quality and stability of the end result
- Hardener/colour pastes are easier to mix

	Resin 100	:	Hardener 2-3	:	Resin Colour Paste 3
--	--------------	---	-----------------	---	-------------------------




Danger

Available information materials:

Article no.	Description
646F351=EN	Poster Lamination Resins
646D718=EN	Product Information 617H119 Orthocryl Lamination Resin 80:20 PRO
646D453=EN	Product Information Reinforcement fabrics

Article number	617H119=0.900	617H119=4.600	617H119=25
Net contents	0.9 kg	4.6 kg	25 kg

616S5/616S6 BetaSil Kit



BetaSil Mixer



BetaSil Cartridges

Areas of Application

- For customising a standard liner made of silicone (616S5=1: 1 spray gun, 15 mixers, 3 cartridges)
- For fabricating silicone pads (616S5=2: 1 spray gun, 20 mixers, 5 cartridges)
- Bonds with other silicones (85H11 Pastasil or 85P31 Chlorosil) and adheres to other synthetic materials, provided these have a rough surface

Benefits

- 2-component silicone
- Ready to use
- Clean processing regardless of environment
- Curing time is about 5 minutes so that sufficient processing time remains even on elaborate casts
- Static mixer tubes under article number 756Y75 are also available individually



Article number	616S5=1	616S5=2
Consisting of	1 spray gun, 15 mixers, 3 cartridges	1 spray gun, 20 mixers, 5 cartridges
Refill Pack: BetaSil		
Article number	616S6=1	616S6=2
Consisting of	1 carton of 15 mixers, 3 cartridges	1 carton of 20 mixers, 5 cartridges

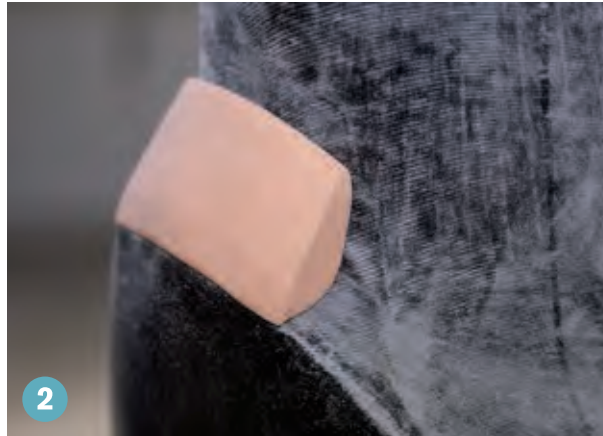
Available information materials:

Article no.	Description
647G637=1	BetaSil Instructions for use to customise a standard silicone liner
647G637=2	BetaSil Instructions for use to fabricate silicone pads
646D717=EN	Folder BetaSil

Processing for 616S5=2
Fabrication of silicone inserts



1 Reinforce the socket in the usual manner, recess only the required area and strengthen with 616G26=150 Polyester Spacer Fabric, then laminate.



2 Apply a dummy made of 85H11 Pastasil in the intended position. After curing, cut to size, sand and roughen from the outside. Also roughen the casting and clean with 634A58 Isopropyl Alcohol. Place the Pastasil dummy, reinforce in the usual manner and then over-laminate.



3 Remove the Pastasil dummy, cut free the recess and sand the socket edge. Position the socket on the plaster model or duplicating foam. Fill the resulting pocket with 616S5 BetaSil from the distal side to the proximal side, thereby introducing the static mixer into the pocket at the beginning all the way to the lower end of the pocket. After vulcanisation of the BetaSil insert, sand it and position it at the intended point in the socket.

Processing for 616S5=1

Customising a standard liner made of silicone



1 Check the fit of the liner on the patient and trim the liner if necessary.



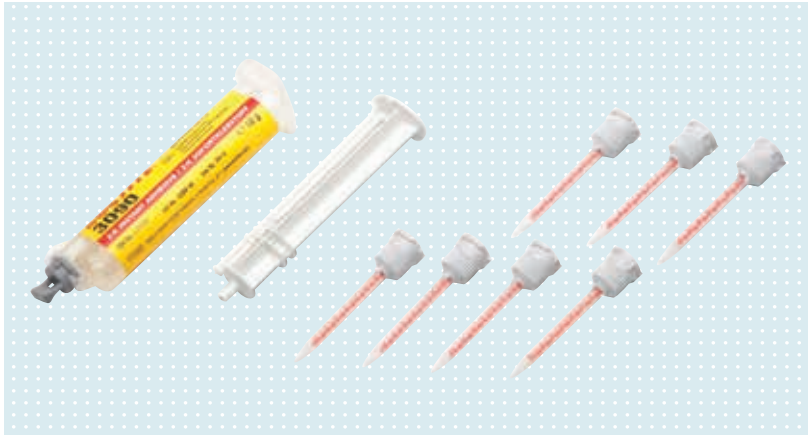
2 Clean the entire area of the liner where BetaSil will be applied with 634A58 Isopropyl Alcohol. Allow the liner to air dry for at least 5 minutes. Apply the BetaSil to the desired area of skin, e.g. scar tissue.



3 Skim off the excess material with your finger, pull on the liner and, after 15 to 20 minutes, remove the liner and turn it inside-out.

Trim the BetaSil with scissors or sand it with a sanding sleeve.

636K44 Loctite® 3090



Warning

Areas of Application

- For various applications
- Outstanding adhesive properties on many different materials (e.g. metal, PVC, ABS, PC, PBT, rubber, wood, paper, cardboard, leather and textiles)
- To fill large gaps up to 5 mm

Benefits

- Innovative two-component technology
- Activator permits maximum control of the setting speed so that setting does not depend on the temperature, humidity, etc.
- High adhesive strength
- Quick curing
- Viscosity is a gel consistency and therefore thixotropic
- Faster, simpler and more effective work
- Practical syringe packaging for precise and clean application
- Static mixers ensure a controlled mixing ratio

Processing



- Processing time 90 – 180 sec.
- Functional strength 2 – 4 min.
- Initial strength 3 – 5 min.
- Final strength 24 h
- Temperature stability $-20\text{ }^{\circ}\text{C}$ to $+80\text{ }^{\circ}\text{C}$ / $-4\text{ }^{\circ}\text{F}$ to $+176\text{ }^{\circ}\text{F}$ (short-term up to $100\text{ }^{\circ}\text{C}$ / $212\text{ }^{\circ}\text{F}$)
- Discard the first 2–3 drops from the mixer
- Hold the joined components in position until they are secured
- The adhesive develops intense heat briefly while setting

Article number	636K44
Net contents	10 g
Packaging	1 cartridge, 1 plunger, 7 static mixers
Colour	Clear (after setting: clear/slightly cloudy)

Loctite® is a registered trademark of Loctite.

617S173

Nora® Aero sorb, soft



Areas of Application

- Particularly recommended for butterfly rolls, heel and forefoot padding
- Foot bed adapted for diabetic patients
- Heel spur recess with heel spur insoles

Benefits

- Light cellular rubber, closed-cell
- Hardness approx. Shore A 8; Shore A zero 22
- Density approx. 150 kg/m³
- Delayed resilience
- Good thermoforming properties
- Good adhesive characteristics
- Good sanding characteristics
- Washable
- Hygienic, can be disinfected
- Bedding and damping properties; point pressure relief
- Shock absorbent

Processing

- Temperature recommendation: 110 °C - 130 °C / 230 °F - 266 °F (hotplate, convection oven)

Order example			
Reference number	=	Thickness	- Colour
617S173	=	2	- 3
<hr/>			
Reference number	617S173		
Length	820 mm		
Width	580 mm		
Thickness	2 mm, 3 mm, 4 mm, 6 mm, 8 mm		
Colour	green (3)		


Available information materials:

Article no.	Description
646F295=GB	Poster Padding Materials

Nora® is a registered trademark of Freudenberg.

617S174

Nora[®] Aero sorb, medium



Areas of Application

- Particularly recommended for butterfly rolls, heel and forefoot padding
- Foot bed adapted for diabetic patients
- Heel spur recess with heel spur insoles

Benefits

- Light cellular rubber, closed-cell
- Hardness approx. Shore A 12; Shore A zero 26
- Density approx. 160 kg/m³
- Delayed resilience
- Good thermoforming properties
- Good adhesive characteristics
- Good sanding characteristics
- Washable
- Hygienic, can be disinfected
- Bedding and damping properties; point pressure relief
- Shock absorbent

Processing

- Temperature recommendation: 110 °C - 130 °C / 230 °F - 266 °F (hotplate, convection oven)

Order example			
Reference number	=	Thickness	- Colour
617S174	=	2	- 2
<hr/>			
Reference number	617S174		
Length	800 mm		
Width	550 mm		
Thickness	2 mm, 3 mm, 4 mm, 6 mm, 8 mm		
Colour	red (2)		


Available information materials:

Article no.	Description
646F295=GB	Poster: Padding Materials

Nora[®] is a registered trademark of Freudenberg.

617S133=7

Nora® Lunatec Combi 7



Areas of Application

- For inserts and soft sockets

Benefits

- EVA copolymer, closed-cell
- Hardness approx. shore A 30 (skin-coloured)
- Hardness approx. shore A 40 (grey)
- One-step processing
- No gluing required and no displacement of the different materials during processing
- High retention of volume because the material is only compressed where needed and no vacuum forming is required
- Good padding characteristics
- Good thermoforming properties
- Good adhesive and sanding characteristics
- Washable

Processing

- Temperature recommendation:
130 °C - 150 °C / 266 °F - 302 °F
(convection oven)

Article number	617S133=7
Length	1150 mm
Width	800 mm
Thickness	7 mm
Colour	skin coloured / grey

Available information materials:

Article no.	Description
646F295=GB	Poster: Padding Materials

Nora® is a registered trademark of Freudenberg.

623P*

Ottobock Collection Thermopapers



Practical recommendation

- Warm the thermoplastic sheet material until it becomes completely transparent. Cut the thermopaper to size and apply it, with the design facing down, onto the precut component; carefully smooth the thermopaper from the middle towards the outside edges. After approx. 20 seconds, pull the thermopaper off the material.

Areas of Application

- For individually dyeing themoplastics such as ThermoLyn PE 200, ThermoLyn PP-C and ThermoLyn PP-H

Benefits

- Extensive choice of designs
- No additional workshop equipment or special technical knowledge required
- Environmentally friendly paper

Order example		
Reference number	=	Length
623P50=	=	5

Reference number	623P*=2	623P*=5	623P*=10
Length	2 m	5 m	10 m
Width	750 mm	750 mm	750 mm

Colour	Modern Jeans (623P84), Faces (623P85), Camouflage Earth (623P86), Raindrops (623P87), Concrete (623P88), Carbon, raspberry red (623P89), Carbon, black (623P74), Carbon, water blue (623P90), Carbon, sand (623P107), Kaleidoscope, black red (623P92), Kaleidoscope, black white (623P93), Muscles, white black (623P94), Uni black (623P95), Uni skin-colour (623P96), Bears, red blue yellow (623P97), On the road (623P98), Bears, green purple orange (623P99), Bears, blue green grey (623P100), Butterflies (623P101), Fox (623P106), Mandala, to colour it yourself (623P103), Giraffes, light green (623P50), Starry sky, blue (623P52), Mega Jeans (623P61), Mini Jeans (623P62), Stars, pink (623P60)
---------------	--


Available information materials:

Article no.	Description
646D696=EN	Product Information for Finishing
646D550=EN	Product Information Ottobock Collection Thermopapers and Socket Decors
646M70	Design Sample Folder Thermopapers and Socket Decors
623P200	Thermopaper Sample Roll

Designs



623P84 Modern Jeans



623P90 Carbon, water blue



623P97 Bears, red blue yellow



623P50 Giraffes, light green



623P85 Faces



623P107 Carbon, sand



623P98 On the road



623P52 Starry sky, blue



623P86 Camouflage Earth



623P92 Kaleidoscope, black red




623P99 Bears, green purple orange



623P62 Mini Jeans



623P87 Raindrops



623P93 Kaleidoscope, black white



623P100 Bears, blue green grey



623P61 Mega Jeans



623P88 Concrete



623P94 Muscles, white black




623P101 Butterflies



623P60 Stars, pink




623P89 Carbon, raspberry red



623P95 Uni black



623P106 Fox



623P74 Carbon, black



623P96 Uni skin-colour



623P103 Mandala, colour it yourself

Processing



623S*

Ottobock Collection Socket Decors



Practical recommendation

- In order to laminate socket decors, they may be sewn up and used as the first and/or last layer of the laminate like a stockinette, with the design facing the visible side.

Areas of Application

- For individual dyeing with lamination technique

Benefits

- Extensive choice of designs
- No additional workshop equipment or special technical knowledge required

Order example		
Reference number	=	Width
623S50=	=	15

Reference number	623S*=15	623S*=20
Length	1.5 m	1.5 m
Width	150 mm	200 mm

Colour	
	Modern Jeans (623S84), Faces (623S85), Camouflage Earth (623S86), Raindrops (623S87), Concrete (623S88), Carbon, raspberry red (623S89), Carbon, black (623S74), Carbon, water blue (623S90), Carbon, sand (623S107), Kaleidoscope, black red (623S92), Kaleidoscope, black white (623S93), Muscles, white black (623S94), Uni black (623S95), Uni skin-colour (623S96), Bears, red blue yellow (623S97), On the road (623S98), Bears, green purple orange (623S99), Bears, blue green grey (623S100), Butterflies (623S101), Fox (623S106), Mandala, to colour it yourself (623S103), Giraffes, light green (623S50), Starry sky, blue (623S52), Mega Jeans (623S61), Mini Jeans (623S62), Stars, pink (623S60), Ottobock, light blue (623S81), Ottobock, green (623S82), Ottobock, yellow (623S83)


Available information materials:

Article no.	Description
646D696=EN	Product Information for Finishing
646D550=EN	Product Information Ottobock Collection Thermopapers and Socket Decors
646M70	Design Sample Folder Thermopapers and Socket Decors
623S200	Socket Decor Sample Roll

Designs



623S84 Modern Jeans



623S90 Carbon, water blue



623S97 Bears, red blue yellow



623S50 Giraffes, light green



623S85 Faces



623S107 Carbon, sand



623S98 On the road



623S52 Starry sky, blue



623S86 Camouflage Earth



623S92 Kaleidoscope, black red




623S99 Bears, green purple orange



623S62 Mini Jeans



623S87 Raindrops



623S93 Kaleidoscope, black white



623S100 Bears, blue green grey



623S61 Mega Jeans



623S88 Concrete



623S94 Muscles, white black




623S101 Butterflies



623S60 Stars, pink




623S89 Carbon, raspberry red



623S95 Uni black



623S106 Fox



623S81 Ottobock, light blue



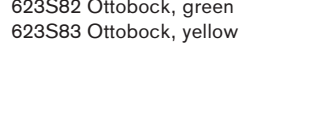
623S74 Carbon, black



623S96 Uni skin-colour



623S103 Mandala, colour it yourself



623S82 Ottobock, green
623S83 Ottobock, yellow

Processing



616G120/616G180 CarbonTEX



Practical recommendation

- Can be used with acrylic, epoxy and polyester resin solutions
- Suitable for decorative purposes but not as structural laminate component
- Laminate without colour paste to prevent distortion of the colour result
- Processing: Directly after cutting to size/sanding the socket, apply a transparent acrylic coating to the proximal edge. We recommend applying at least two layers and using wet/dry fine sandpaper between the layers. This approach is particularly well suited for sealing the upper socket edge. The outside appearance of the upgraded socket is also optimised as a result.



2 Red




3 Green




5 Blue



2.4 Light Red



16 Silver



16.4 Light Silver

Areas of Application

- For individual dyeing with lamination technology

Benefits

- Good absorption of all Ottobock lamination resins
- Good draping characteristics
- Conventional lamination process
- No additional technical knowledge or workshop facilities required
- Extensive choice of designs

Order example				
Reference number	=	Length	-	Colour
616G120=	=	5	-	16

Reference number	616G120=2-*	616G120=5-*	616G120=10-*
Length	2 m	5 m	10 m
Width	1 m	1 m	1 m
Colour	Red (2), Green (3), Blue (5)		

Reference number	616G180=2-*	616G180=5-*	616G180=10-*
Length	2 m	5 m	10 m
Width	1 m	1 m	1 m
Colour	Light Red (2.4), Silver (16), Light Silver (16.4)		

Available information materials:

Article no.	Description
646D696=EN	Product Information for Finishing
646D718=EN	Product Information 617H119 Orthocryl Lamination Resin 80:20 PRO

Processing



Sand the surface of the socket being laminated, clean with Isopropyl Alcohol (634A58) and mark the position of the subsequent CarbonTEX seam on the socket with a pencil.

Measure the socket length and circumference. Cut a corresponding piece of CarbonTEX with a width and length that is 10 cm larger than the respective measurement. To prevent the fibres from fraying, tape off the outside of the cut edges.

1 Apply Spray Adhesive for joints that can be disassembled (636K40) to the socket, starting on the side opposite the marked CarbonTEX seam. Then continue wetting the socket gradually, applying the layer of CarbonTEX around the socket without wrinkles and pressing it into place in the direction of the seam.



2 Attach one end of the layer of CarbonTEX to the previously marked seam with Double-Sided PVC Adhesive Tape (616F10=6) and trim the excess material with Carbon Scissors (719S21). Then press any protruding fibres in place again. Repeat this procedure on the opposite side. In order to do so, apply a new strip of PVC adhesive tape to the cut edge of the CarbonTEX side. Overlap and attach the second end of the layer of CarbonTEX, trim the excess material and press any protruding fibres in place.



• Chemical protection gloves (641H17), protective eyewear and a breathing mask should be worn for occupational safety reasons. Perform all process steps under an extractor hood.

3 Clean the soaked PVA Bag (616F4) with paper towel on both sides and pull it over the model with the desired side (matt or gloss). Tie off the PVA bag on the proximal end. Tie off temporarily in the distal region and create a vacuum.

Mix the desired quantity of Orthocryl Lamination Resin 80:20 PRO (617H119), without adding colour paste, with 2% hardener and fill into the bag. Then tie off above the resin filling, without any air inclusions. Orient the model as shown in Figure 3. Undo the temporary tie in the distal area between the resin and socket, and extract rising air bubbles with the vacuum. Then laminate the socket, with the even penetration of resin running at a 90° angle to the socket axis.

After hardening, cut the socket and sand it down.

514Z8 SafeLock Buckle



Areas of Application

- Magnetic closure that engages mechanically for use in orthosis fabrication

Benefits

- Plastic
- Self-actuating, secure closing through magnetism
- Easy, intuitive opening with one hand by pushing open sideways
- Notch on the reverse side of the closure for straightforward positioning of the closure with a hollow rivet
- Different sizes for strap widths of 20, 30 and 40 mm
- Suitable for hand, shoulder, torso, knee and ankle orthoses depending on the size
- Robust and durable
- High load capacity (minimum 55 kg)


Application Example



Order example				
Reference number	=	Clear width	-	Colour
514Z8	=	20	-	7

Reference number	514Z8	514Z8	514Z8
Length	46 mm	62 mm	74 mm
Width	22 mm	42 mm	48.4 mm
Height	12 mm	10 mm	10 mm
Colour	black (7)	black (7)	black (7)
Clear width	20 mm	30 mm	40 mm
Order by	1 pc	1 pc	1 pc

514Z9 SafeLock Slider



Areas of Application

- Magnetic closure that engages mechanically for use in orthosis fabrication


Benefits

- Plastic
- Self-actuating, secure closing through magnetism
- Easy, intuitive opening with one hand by pushing open sideways
- Suitable for torso, knee and ankle orthoses
- Robust and durable
- High load capacity (minimum 40 kg)

Order example				
Reference number	=	Clear width	-	Colour
514Z9	=	40	-	7

Reference number	514Z9
Length	58 mm
Width	47 mm
Height	15 mm
Colour	black (7)
Clear width	40 mm
Order by	1 pc

623H29 Belting



Areas of Application

- Particularly well suited for 514Z8 SafeLock Buckle and 514Z9 SafeLock Slider

Benefits


- 100% polypropylene
- Individually adaptable length
- Soft, rounded outer edge
- High strength
- Inelastic

Article number	623H29 =20-7	623H29 =30-7	623H29=40-7
Width	20 mm	30 mm	40 mm
Colour	black	black	black
Order by	1 metre and up	1 metre and up	1 metre and up

Please specify length when ordering.

170D29

Y-Hook-and-Loop with PU Coating



Practical recommendation

- We recommend using micro hook-and-loop on velour and hook on loop.

Areas of Application

- For adapting straps, e.g., directly on the patient
- Particularly well suited for 623Z96 Loop-Velour Strap
- For closure types with higher loads, e.g. walking orthoses
- For fast, detachable connections

Benefits

- Polyester with PU coating
- Micro hook-and-loop/micro hook-and-loop (single side: heavy hook-and-loop)
- Various widths available
- Low bulk with the use of micro hook-and-loop only
- User-friendly design with “Open” embossing
- Easy to clean thanks to PU coating
- Washable with a damp cloth
- Can be refastened many times
- Flexible
- Very comfortable

Order example				
Reference number	=	Width	-	Colour
170D29	=	30	-	0
<hr/>				
Reference number	170D29			
Width	30 mm, 38 mm, 50 mm			
Colour	skin coloured (0), black (7)			

623Z96

Loop-Velour Strap



Practical recommendation

- We recommend using micro hook-and-loop on velour and hook on loop.

Areas of Application

- Ideal for orthosis straps
- For closure types with higher loads, e.g. walking orthoses
- For fast, detachable connections

Benefits


- Woven polyamide bordered in velour
- Various widths and colours available
- Individually adaptable length
- Both sides compatible with hook-and-loop
- Can be refastened many times
- Flexible
- Very comfortable
- Washable at 30 °C/86 °F, gentle cycle

Order example				
Reference number	=	Width	-	Colour
623Z96	=	30	-	0
<hr/>				
Reference number	623Z96			
Width	30 mm, 38 mm, 50 mm			
Colour	skin coloured (0), black (7)			
Original roll	25 m			
Order by	1 metre and up			

Please specify length when ordering.

21Y78

Hook-and-Loop Closure with Weld Seams



Areas of Application

- For fast, detachable connections

Benefits

- With strap guide loop
- Hook-and-loop strap
- 100% polyamide
- Individually adaptable length due to welding seam
- Can be refastened many times
- High hook-and-loop strength
- Very good inherent stiffness
- Flexible
- Skin-friendly thanks to velour
- Hook-and-loop closure washable at 30 °C/86 °F, gentle cycle

Order example						
Reference number	=	Length	-	Width	-	Colour
21Y78	=	420	-	40	-	7

Reference number	21Y78
Length	420 mm, 650 mm
Width	40 mm, 50 mm
Colour	black (7)

21B37 AK Suspension

IMPROVED
QUALITY



Areas of Application

- To reduce rotation movements and pistoning in transfemoral prostheses
- For the transfer of force and fixation of the prosthesis on the body
- To improve guiding and control of the prosthesis

Benefits

- Custom sizes available (depending e.g. on the side, socket edge)
- Intuitive closure on the pelvic strap with hook-and-loop straps and buckles for a custom fit
- High hook-and-loop strength
- The breathable, thin pelvic strap made of polyamide and spandex is very comfortable to wear
- Low weight makes body perception and control possible
- High abrasion resistance of the pelvic belt
- Extra padding for the hip bones
- Secure hold of the prosthesis due to Neopren® adhesive strip at the distal end of the harness
- Latex-free
- Robust and durable
- Good shape retention
- Machine washable at 40 °C/104 °F, gentle cycle

Order example					
Reference number	=	Side	Size		
21B37	=	L	1		
Reference number	21B37				
Side	L/R				
Size	S (1)	M (2)	L (3)	XL (4)	XXL (5)
Hip circumference (cm)	60 – 74	66 – 80	76 – 90	86 – 100	96 – 110
Socket edge	36 – 40	40 – 44	44 – 48	48 – 52	52 – 56
Colour	beige				

21B3 Neopren® AK Suspension



Areas of Application

- To reduce rotation movements and pistoning in transfemoral prostheses
- For the transfer of force and fixation of the prosthesis on the body
- To improve guiding and control of the prosthesis

Benefits

- Universal in application for the left and right sides; available in various sizes
- Incl. hook-and-loop-compatible closure for an adjustable fit
- Intuitive closure
- High hook-and-loop strength
- Circular strap around the pelvis made of double laminated Neopren®
- Extra padding for the hip bones
- Secure hold of the prosthesis due to Neopren® adhesive strip at the distal end of the harness
- Latex-free
- Good shape retention
- Machine washable at 40 °C/104 °F, gentle cycle

Article number	21B3=S	21B3=M	21B3=L
Side	L/R		
Size	S	M	L
Hip circumference	60 – 74 cm	66 – 80 cm	76 – 90 cm
Socket edge	36 – 40 cm	40 – 44 cm	44 – 48 cm
Colour	beige		

Neopren® is a registered trademark of DuPont.

21B4 BK Suspension

IMPROVED
QUALITY



Areas of Application

- To reduce rotation movements and pistoning in transtibial prostheses
- For the transfer of force and fixation of the prosthesis on the body
- To improve guiding and control of the prosthesis


Benefits

- Universal in application for the left and right sides; available in various sizes
- Loops make it easy to put on the harness with minimal effort
- Incl. hook-and-loop-compatible closure for an adjustable fit
- High hook-and-loop strength
- The breathable, thin strap made of polyamide and spandex is very comfortable to wear
- Low weight makes body perception and control possible
- High abrasion resistance of the strap
- Secure hold of the prosthesis due to Neopren® adhesive strip at the distal end of the harness
- Latex-free
- Robust and durable
- Good shape retention
- Machine washable at 40 °C/104 °F, gentle cycle

Article number	21B4=S	21B4=M	21B4=L	21B4=XL	21B4=XXL
Size	S	M	L	XL	XXL
Knee circumference	28–39 cm	31–46 cm	35–53 cm	38–60 cm	42–66 cm
Socket edge	24–36 cm	28–40 cm	32–46 cm	36–52 cm	40–58 cm
Colour	beige				

OC1560

EasyFit Arm Donning Sheath



Areas of Application

- Enables easy donning of arm prostheses with a valve opening

Benefits

- Kids' size available
- Easy, time and energy saving donning
- Comfortable feeling when donning
- High-quality, durable material
- Suitable for machine washing
- Foldable and lightweight

Article number	Size	Colour	Limb circumference		Limb length
			proximal	distal	
OC1560=KIDS	KIDS	Green	29 cm	15 cm	21 cm
OC1560=TR	TR		42 cm	22 cm	25 cm
OC1560=TH	TH		47 cm	28 cm	34 cm

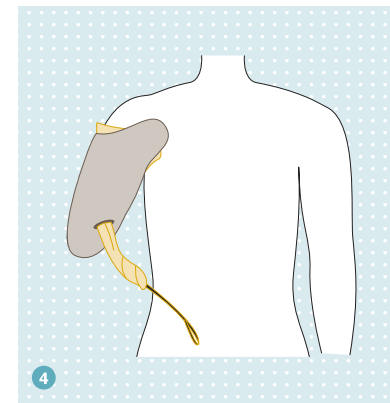
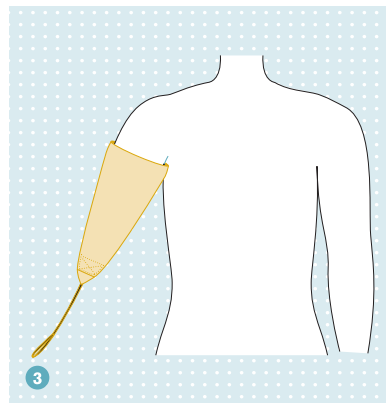
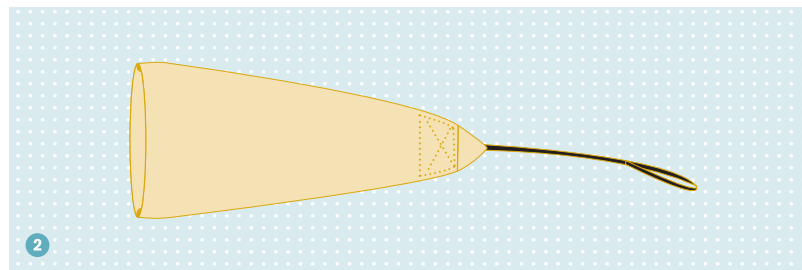
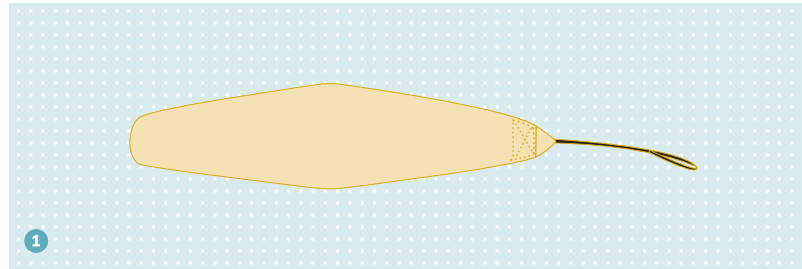
Available information materials:

Article no.	Description
646D536=EN	Product Information EasyFit Arm Donning Sheath

Application


- 1 Before using the EasyFit Arm, fully spread out the Donning Sheath.
- 2 Turn half the length of the EasyFit Arm Donning Sheath into the other half up to the lower seam (loop on the outside).
- 3 Pull the EasyFit Arm Donning Sheath over the residual limb of the arm like a sock, with as few wrinkles as possible. Slide the socket over the residual limb so that the loop of the EasyFit Arm Donning Sheath can be pulled through the valve opening of the socket after donning.
- 4 Slowly pull the EasyFit Arm Donning Sheath through the valve opening of the prosthetic socket by the loop.

If the residual limb is not properly positioned in the prosthetic socket, repeat the process.



OC1560

EasyFit Donning Sheath



Practical recommendation

- Using the EasyFit Donning Sheath in combination with the threadless 21Y14 PushValve exhaust valve makes prosthesis donning even easier.

Areas of Application

- For transfemoral prostheses with valve opening

Benefits

- Easy, time and energy saving donning
- Comfortable feeling when donning
- Pull-through aid for additional help
- High-quality, durable material
- Suitable for machine washing
- Lightweight and foldable, includes a sealable bag for easy transportation

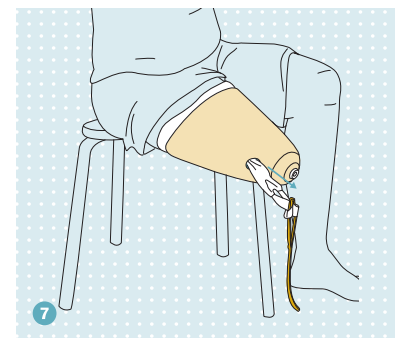
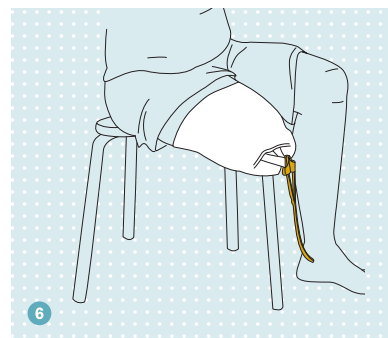

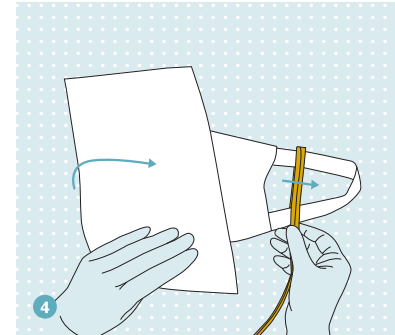

Article number	Size	Colour	Limb circumference		Limb length
			proximal	distal	
OC1560=XS	XS	Blue	39 cm	25 cm	40 cm
OC1560=S	S		43 cm	27 cm	
OC1560=M	M		56 cm	29 cm	43 cm
OC1560=L	L		68 cm	36 cm	
OC1560=XL	XL		78 cm	36 cm	
OC1560=XXL	XXL		80 cm	36 cm	60 cm

Available information materials:

Article no.	Description
646D386=GB	Product Information EasyFit

Application

- 1 Spread out the EasyFit donning sheath and the included pull-through aid.
- 2 Turn one half of the EasyFit donning sheath into the other half up to the lower seam. The loop should face outwards.
- 3 For additional help, attach the pull-through aid: pull the strap on the donning sheath through the loop on the pull-through aid.
- 4 Pull the top half of the donning sheath through the lower gap between the strap and the loop.
- 5 The pull-through aid and the strap of the donning sheath are now joined to each other.
- 6 Now pull the EasyFit donning sheath with both hands like a sock over the transfemoral residual limb, avoiding any wrinkles. Position the socket over the residual limb so that after getting into the socket the strap of the EasyFit donning sheath or the pull-through aid can be put through the socket's valve hole.
- 7 Finally, use the strap to slowly pull the EasyFit donning sheath out of the prosthetic socket through the valve opening.



Proven Classics

Contents	44
• 616T95 ThermoLyn PE 200	46
• 616T83 ThermoLyn clear	47
• 616T52 ThermoLyn rigid	48
• 623T3 Perlon Stockinette, white	49
• 623T9 Nylglas Stockinette, white	50
• 617H21 Orthocryl Sealing Resin	51
• 617H19 Orthocryl Lamination Resin 80:20	52
• 617H55 C-Orthocryl	53
• 99B81 PVA Bags	54
• 616B10=5 Carbon Fibre Fabric Prepreg	55
• 616B11=5 Carbon Fibre Nonwoven Prepreg, unidirectional	56
• 617S3 Pedilin	57

616T95

ThermoLyn PE 200

Polyethylene

PROVEN
CLASSIC



Areas of Application

- For fabricating orthoses, e.g. TLSOs

Benefits

- Hard polyethylene
- Low molecular weight
- Good welding characteristics
- Good sanding characteristics
- Low shrinkage
- Can be combined with, for example, 617S7/617S8 Plastazote®
- Can be reinforced using 617R11=PE Thermoprepreg PE
- Easy to dye with Ottobock thermopapers

Processing

- Temperature recommendation: 180 °C / 356 °F (heating plate), 165 °C / 329 °F (convection oven, infrared oven)

Order example		
Reference number	=	Thickness
616T95	=	2

Reference number	616T95
Length	2000 mm
Width	1000 mm
Thickness	2 mm, 3 mm, 4 mm, 5 mm, 6 mm, 8 mm, 10 mm, 12 mm
Colour	natural-coloured

Available information materials:


Article no.	Description
646F265=GB	Poster Thermoplastics
646D300=GB	Technical Information Thermoplastics
646D695=EN	Folder SKINGUARD Technology
646D119=GB	Product Information SKINGUARD Antibacterial Materials

Plastazote® is a registered trademark of Zotefoams.

616T83 ThermoLyn clear

Copolyester

**PROVEN
CLASSIC**



Areas of Application

- For fabricating scar compression masks, trial orthoses and self-supporting check sockets (for temporary use)

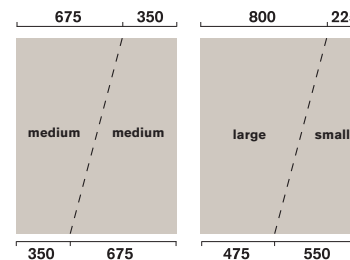
Benefits

- Transparency of the check socket facilitates precise verification of the fit and skin discolouration on the residual limb
- Good fracture resistance
- Very high impact strength
- High dimensional stability
- Can be overlaminated to secure adapters
- Low shrinkage

Processing

- Temperature recommendation: 165 °C / 329 °F (heating plate, convection oven, infrared oven)

Cutting suggestion 616T83 ThermoLyn® clear 6 mm (1250 x 1025 mm sheet) for a low amount of waste with trial orthoses (KAFOs):



Available information materials:

Article no.	Description
646F265=GB	Poster Thermoplastics
646D300=GB	Technical Information Thermoplastics
646D695=EN	Folder SKINGUARD Technology
646D119=GB	Product Information SKINGUARD Antibacterial Materials

Order example		
Reference number	=	Thickness
616T83	=	8

Reference number	616T83	616T83
For the fabrication of	Trial orthoses	Self-supporting check sockets
Length	400 mm	400 mm
Width	400 mm	400 mm
Thickness	8 mm	10 mm, 12 mm, 15 mm, 20 mm
Colour	clear	clear

Order example						
Reference number	=	Length	x	Width	x	Thickness
616T83	=	1250	x	1025	x	3

Reference number	616T83	616T83
For the fabrication of	scar compression masks	Trial orthoses
Length	1250 mm	1250 mm
Width	1025 mm	1025 mm
Thickness	3 mm, 4 mm	6 mm
Colour	clear	clear

616T52

ThermoLyn rigid

Styrene-butadiene

PROVEN
CLASSIC



Practical recommendation

- For working edges we recommend hot air or 634A1 SuperSkin Cleaning Agent

Areas of Application

- Suitable for the fabrication of self-supporting TT, TF and HD check sockets (for temporary use)

Benefits

- The proven, classic material for fabricating check sockets!
- Transparency of the check socket facilitates precise verification of the fit and skin discolouration on the residual limb
- High stiffness
- Good fracture resistance
- High thermoplastic dimensional stability
- High resistance to the formation of stress cracks
- Extremely high impact strength
- Can be over-laminated to secure adapters
- Minor shrinkage

Processing

- Temperature recommendation: 170 °C / 338 °F (convection oven, infrared oven)

Available information materials:

Article no.	Description
646F265=GB	Poster Thermoplastics
646D300=GB	Technical Information Thermoplastics
646D695=EN	Folder SKINGUARD Technology
646D119=GB	Product Information SKINGUARD Antibacterial Materials

Reference number	=	Thickness
616T52	=	8

Reference number	616T52
For the fabrication of	self-supporting check sockets (for temporary use)
Length	400 mm
Width	400 mm
Thickness	8 mm, 10 mm, 12 mm, 15 mm
Colour	clear

623T3

Perlon Stockinette, white

PROVEN
CLASSIC



Areas of Application

- For fabricating laminates

Benefits

- Knitted fabric
- Finely meshed
- Good stretching properties
- Good shaping
- Smooth surface after laminating
- Suitable for surfaces



Article number	Length	Width	Weight
623T3=4	45.4 m	4 cm	0.5 kg
623T3=6	27.7 m	6 cm	0.5 kg
623T3=8	20.8 m	8 cm	0.5 kg
623T3=10	37 m	10 cm	1 kg
623T3=12	33.3 m	12 cm	1 kg
623T3=15	27 m	15 cm	1 kg
623T3=20	20 m	20 cm	1 kg
623T3=25	13.5 m	25 cm	1 kg
623T3=30	11.1 m	30 cm	1 kg
623T3=40	8.8 m	40 cm	1 kg

Available information materials:

Article no.	Description
646D453=EN	Product Information Reinforcement fabrics

All Ottobock reinforcement materials are photographed from top to bottom.
Lengthwise (warp), crosswise (weft)

623T9

Nylglas Stockinette, white

PROVEN
CLASSIC



Areas of Application

- For fabricating laminates

Benefits

- Blend of polyamide (35%) and fibreglass (65%)
- Knitted fabric
- Finely meshed
- High strength
- Low resin absorption combined with high stability



Article number	Length	Width	Weight
623T9=4	36.4 m	4 cm	0.5 kg
623T9=6	31.2 m	6 cm	0.5 kg
623T9=8	35.7 m	8 cm	1 kg
623T9=10	32.2 m	10 cm	1 kg
623T9=12	26.3 m	12 cm	1 kg
623T9=15	23.8 m	15 cm	1 kg
623T9=20	18 m	20 cm	1 kg
623T9=25	15.2 m	25 cm	1 kg
623T9=30	11.6 m	30 cm	1 kg

Available information materials:

Article no.	Description
646D453=EN	Product Information Reinforcement fabrics

All Ottobock reinforcement materials are photographed from top to bottom.
Lengthwise (warp), crosswise (weft)

617H21 Orthocryl Sealing Resin

PROVEN
CLASSIC



Practical recommendation

- For sheet casting, use only 616F4 PVA Sheeting or 99B81 PVA Bags
- 642K13 Filling Set is available for containers 25 kg.

Areas of Application

- For sealing and reinforcing

Benefits

- High-strength adhesive bonds, e.g. wood, foam
- Combined with filler material for making putties

	Resin 100	:	Hardener 1	:	Resin Colour Paste 3
---	--------------	---	---------------	---	-------------------------



Article number	617H21=0.900	617H21=4.600	617H21=25
Net contents	0.9 kg	4.6 kg	25 kg

Available information materials:

Article no.	Description
646F351=EN	Poster Laminations Resins
646D453=EN	Product Information Reinforcement fabrics

617H19

Orthocryl Lamination Resin 80:20

**PROVEN
CLASSIC**



Practical recommendation

- For sheet casting, use only 616F4 PVA Sheeting or 99B81 PVA Bags
- 642K13 Filling Set is available for containers 25 kg.

Areas of Application

- The proven classic material for laminating!

Benefits

- Optimum ratio 80:20 for making stiff laminates (with 20% 617H17 Orthocryl®, soft)
- Can be combined with all common reinforcing materials in orthopaedics technology

	Resin 100	:	Hardener 3:1	:	Resin Colour Paste 3
---	--------------	---	-----------------	---	-------------------------



Article number	617H19=0.900	617H19=4.600	617H19=25
Net contents	0.9 kg	4.6 kg	25 kg

Available information materials:

Article no.	Description
646F351=EN	Poster Laminations Resins
646D453=EN	Product Information Reinforcement fabrics

617H55 C-Orthocryl

**PROVEN
CLASSIC**



Practical recommendation

- Casting carbon on carbon, no filter layers are required
- For sheet casting, use only 616F4 PVA Sheeting or 99B81 PVA Bags
- The 642K13 Filling Set is available for containers 25 kg.

Areas of Application

- Lamination resin for carbon fibre technology

Benefits

- Facilitates fabricating components with a low proportion of resin
- Optimum ratio of matrix to reinforcing materials

	Resin 100	:	Hardener 2-3	:	Resin Colour Paste 3
---	--------------	---	-----------------	---	-------------------------



Article number	617H55=0.900	617H55=4.600	617H55=25
Net contents	0.9 kg	4.6 kg	25 kg

Available information materials:

Article no.	Description
646F351=EN	Poster Laminations Resins
646D695=EN	Folder SKINGUARD Technology
646D119=GB	Product Information SKINGUARD Antibacterial Materials
646D453=EN	Product Information Reinforcement fabrics

99B81 PVA Bags

**PROVEN
CLASSIC**



Areas of Application

- For work with Orthocryl and polyester lamination resins

Benefits

- Sizes available for all amputation and orthosis types
- Film adapts to contours extremely well
- Easy to weld with the 756E1 Hand Sealing Iron
- Good stretching properties
- High resistance to tearing


Order example

Reference number	=	Length	x	Width	x	Height
99B81	=	60	x	11	x	4

Reference number	For the fabrication of	Length	Width	Height	Order by
99B81	Arm prostheses	60 cm	11 cm	4 cm	10 pcs.
99B81	Soft inner sockets and transtibial prostheses	70 cm	19 cm	5 cm	10 pcs.
99B81	Transfemoral sleeves/prostheses	70 cm	27 cm	5 cm	10 pcs.
99B81	Transtibial prostheses	100 cm	19 cm	5 cm	10 pcs.
99B81	Transfemoral prostheses	100 cm	26 cm, 30 cm, 36 cm	5 cm	10 pcs.
99B81	Hip disarticulation	120 cm	50 cm	10 cm	10 pcs.
99B81	KAFO	130 cm	19 cm, 22 cm, 26 cm	5 cm	10 pcs.

616B10=5 Carbon Fibre Fabric Prepreg

PROVEN
CLASSIC



Areas of Application

- Prepreg technology for high-strength and very fine orthotic devices

Benefits

- Saturated with epoxy
- High tensile and compression strength
- Suitable for surfaces



Article number	616B10=5
Length	5 m
Width	1.27 m
Fibre weight per unit area	283 g/m²
Weave construction	Twill 4/4
Fibre content	54% by weight
Resin content	46% by weight


Available information materials:

Article no.	Description
646A174=GB	Product Information Prepreg Technology
646D453=EN	Product Information Reinforcement fabrics

616B11=5

Carbon Fibre Nonwoven Prepreg, unidirectional

PROVEN
CLASSIC



Areas of Application

- Prepreg technology for high-strength but very fine orthotic devices

Benefits

- Saturated with epoxy
- High tensile and compression strength in order to increase flexural stiffness
- Embedding exclusively between the fabrics

Article number	616B11=5
Length	5 m
Width	0.3 m
Fibre weight per unit area	300 g/m²
Weave construction	UD
Fibre content	60% by weight
Resin content	40% by weight

Available information materials:

Article no.	Description
646A174=GB	Product Information Prepreg Technology
646D453=EN	Product Information Reinforcement fabrics

617S3 Pedilin

**PROVEN
CLASSIC**




Areas of Application

- Highly recommended for fabricating soft inner sockets and as a padding material for prosthetic sockets

Benefits

- The proven classic material for soft sockets!
- PE foam, closed-cell
- Hardness approx. Shore A 35 (proven Shore hardness for fabricating soft sockets)
- Density approx. 140 kg/m³
- High resilience
- Good thermoforming properties
- Good adhesive characteristics
- Good sanding characteristics
- Washable



Processing

- Temperature recommendation: 130 °C / 266 °F (heating plate, convection oven)

Order example			
Reference number	=	Colour	Thickness
617S3	=	H	2
Reference number	617S3	617S3	
Length	1000 mm	1000 mm	
Width	1000 mm	1000 mm	
Thickness	2 mm, 3 mm, 4 mm, 5 mm, 6 mm, 7 mm, 8 mm, 10 mm		
Colour	skin-coloured (H)	white (W)	

Available information materials:

Article no.	Description
646F295=GB	Poster Padding Materials
646D695=EN	Folder SKINGUARD Technology
646D119=GB	Product Information SKINGUARD Antibacterial Materials

Ottobock Worldwide

Europe



Otto Bock HealthCare Deutschland GmbH
Max-Näder-Str. 15 · 37115 Duderstadt · Germany
T +49 5527 848-3411 · F +49 5527 848-1414
healthcare@ottobock.de · www.ottobock.com



Otto Bock Healthcare Products GmbH
Kaiserstraße 39 · 1070 Wien · Austria
T +43 1 5269548 · F +43 1 5267985
vertrieb.austria@ottobock.com · www.ottobock.att



Otto Bock Adria Sarajevo D.O.O.
Omladinskih radnih brigada 5
71000 Sarajevo · Bosnia-Herzegovina
T +387 33 766200 · F +387 33 766201
obadria@bih.net.ba · www.ottobockadria.com.ba



Otto Bock Bulgaria Ltd.
41 Tzar Boris III' Blvd. · 1612 Sofia · Bulgaria
T +359 2 80 57 980 · F +359 2 80 57 982
info@ottobock.bg · www.ottobock.bg



Otto Bock Suisse AG
Pilatusstrasse 2 · CH-6036 Dierikon
T +41 41 455 61 71 · F +41 41 455 61 70
suisse@ottobock.com · www.ottobock.ch



Otto Bock ČR s.r.o.
Protetická 460 · 33008 Zruč-Senec · Czech Republic
T +420 377825044 · F +420 377825036
email@ottobock.cz · www.ottobock.cz



Otto Bock Iberica S.A.
C/Majada, 1 · 28760 Tres Cantos (Madrid) · Spain
T +34 91 8063000 · F +34 91 8060415
info@ottobock.es · www.ottobock.es



Otto Bock France SNC
4 rue de la Réunion - CS 90011
91978 Courtaboeuf Cedex · France
T +33 1 69188830 · F +33 1 69071802
information@ottobock.fr · www.ottobock.fr



Otto Bock Healthcare plc
32, Parsonage Road · Englefield Green
Egham, Surrey TW20 0LD · United Kingdom
T +44 1784 744900 · F +44 1784 744901
bockuk@ottobock.com · www.ottobock.co.uk



Otto Bock Hungária Kft.
Tatai út 74. · 1135 Budapest · Hungary
T +36 1 4511020 · F +36 1 4511021
info@ottobock.hu · www.ottobock.hu



Otto Bock Adria d.o.o.
Dr. Franje Tuđmana 14 · 10431 Sveta Nedelja · Croatia
T +385 1 3361 544 · F +385 1 3365 986
ottobockadria@ottobock.hr · www.ottobock.hr



Otto Bock Italia Srl Us
Via Filippo Turati 5/7 · 40054 Budrio (BO) · Italy
T +39 051 692-4711 · F +39 051 692-4710
info.italia@ottobock.com · www.ottobock.it



Otto Bock Benelux B.V.
Ekkersrijt 1412 · 5692 AK
Son en Breugel · The Netherlands
T +31 499 474585 · F +31 499 476250
info.benelux@ottobock.com · www.ottobock.nl



Industria Ortopédica Otto Bock Unip. Lda.
Av. Miguel Bombarda, 21 - 2º Esq.
1050-161 Lisboa · Portugal
T +351 21 3535587 · F +351 21 3535590
ottobockportugal@mail.telepac.pt



Otto Bock Polska Sp. z o. o.
Ulica Korralowa 3 · 61-029 Poznań · Poland
T +48 61 6538250 · F +48 61 6538031
ottobock@ottobock.pl · www.ottobock.pl



Otto Bock Romania srl
Șos de Centura Chitila - Mogoșoia Nr. 3
077405 Chitila, Jud. Ilfov · Romania
T +40 21 4363110 · F +40 21 4363023
info@ottobock.ro · www.ottobock.ro



OOO Otto Bock Service
p/o Pultikovo, Business Park „Greenwood”,
Building 7, 69 km MKAD
143441 Moscow Region/Krasnogorskiy Rayon
Russian Federation
T +7 495 564 8360 · F +7 495 564 8363
info@ottobock.ru · www.ottobock.ru



Otto Bock Scandinavia AB
Koppargatan 3 · Box 623 · 60114 Norrköping · Sweden
T +46 11 280600 · F +46 11 312005
info@ottobock.se · www.ottobock.se



Otto Bock Slovakia s.r.o.
Röntgenova 26 · 851 01 Bratislava 5 · Slovak Republic
T +421 2 32 78 20 70 · F +421 2 32 78 20 89
info@ottobock.sk · www.ottobock.sk



Otto Bock Sava d.o.o.
Industrijska bb · 34000 Kragujevac
Republika Srbija
T +381 34 351 671 · F +381 34 351 671
info@ottobock.rs · www.ottobock.rs



Otto Bock Ortopedi ve Rehabilitasyon Tekniği Ltd. Şti.
Ali Dursun Bey Caddesi · Lati Lokum Sokak
Meriç Sitesi B Block No: 6/1
34387 Mecidiyeköy-İstanbul · Turkey
T +90 212 3565040 · F +90 212 3566688
info@ottobock.com.tr · www.ottobock.com.tr

Africa



Otto Bock Algérie E.U.R.L.
32, rue Ahcène Outaleb - Coopérative les Mimosas
Mackle-Ben Aknoun · Alger · DZ Algérie
T +213 21 913863 · F +213 21 913863
information@ottobock.fr · www.ottobock.fr



Otto Bock Egypt S.A.E.
28 Soliman Abaza St. Mohandessein - Giza · Egypt
T +202 330 24 390 · F +202 330 24 380
info@ottobock.com.eg · www.ottobock.com.eg



Otto Bock South Africa (Pty) Ltd
Building 3 Thornhill Office Park · 94 Bekker Road
Midrand · Johannesburg · South Africa
T +27 11 312 1255
info-southafrica@ottobock.co.za
www.ottobock.co.za

Americas



Otto Bock Argentina S.A.
Av. Belgrano 1477 · CP 1093
Ciudad Autónoma de Buenos Aires · Argentina
T +54 11 5032-8201 / 5032-8202
atencionclientes@ottobock.com.ar
www.ottobock.com.ar



Otto Bock do Brasil Tecnica Ortopédica Ltda
Alameda Maria Tereza 4036 - Bairro Dois Córregos
13278-181 · Valinhos-São Paulo · Brasil
T +55 19 3729 3500 · F +55 19 3269 6061
ottobock@ottobock.com.br
www.ottobock.com.br



Otto Bock HealthCare Canada
5470 Harvester Road
Burlington, Ontario, L7L 5N5, Canada
T +1 289 288-4848 · F +1 289 288-4837
infocanada@ottobock.com · www.ottobock.ca



Otto Bock HealthCare Andina Ltda.
Calle 138 No 53-38 · Bogotá · Colombia
T +57 1 8619988 · F +57 1 8619977
info@ottobock.com.co · www.ottobock.com.co



Otto Bock de Mexico S.A. de C.V.
Prolongación Calle 18 No. 178-A
Col. San Pedro de los Pinos
C.P. 01180 México, D.F. · Mexico
T +52 55 5575 0290 · F +52 55 5575 0234
info@ottobock.com.mx · www.ottobock.com.mx



Otto Bock HealthCare
Two Carlson Parkway North, Suite 100
Minneapolis, MN 55447 · USA
T +1 763 553 9464 · F +1 763 519 6153
usa.customerservice@ottobockus.com www.ottobockus.com

Asia/Pacific



Otto Bock Australia Pty. Ltd.
Suite 1.01, Century Corporate Centre
62 Norwest Boulevard
Baulkham Hills NSW 2153 · Australia
T +61 2 8818 2800 · F +61 2 8814 4500
healthcare@ottobock.com.au
www.ottobock.com.au



Beijing Otto Bock Orthopaedic Industries Co., Ltd.
B12E, Universal Business Park
10 Jiuxianqiao Road, Chao Yang District
Beijing, 100015, P.R. China
T +8610 8598 6880 · F +8610 8598 0040
news-service@ottobock.com.cn
www.ottobock.com.cn



Otto Bock Asia Pacific Ltd.
Unit 1004, 10/F, Greenfield Tower, Concordia Plaza
1 Science Museum Road, Tsim Sha Tsui
Kowloon, Hong Kong · China
T +852 2598 9772 · F +852 2598 7886
info@ottobock.com.hk · www.ottobock.com



Otto Bock HealthCare India Pvt. Ltd.
20th Floor, Express Towers
Nariman Point, Mumbai 400 021 · India
T +91 22 2274 5500 / 5501 / 5502
information@indiaottobock.com · www.ottobock.in



Otto Bock Japan K. K.
Yokogawa Building 8F, 4-4-44 Shibaura
Minato-ku, Tokyo, 108-0023 · Japan
T +81 3 3798-2111 · Fax +81 3 3798-2112
ottobock@ottobock.co.jp · www.ottobock.co.jp



Otto Bock Korea HealthCare Inc.
4F Agaworld Building · 1357-74, Seocho-dong
Seocho-ku, 137-070 Seoul · Korea
T +82 2 577-3831 · F +82 2 577-3828
info@ottobockkorea.com
www.ottobockkorea.com



Otto Bock South East Asia Co., Ltd.
1741 Phaholyothin Road,
Kwaeng Chatuchark, Khet Chatuchark
Bangkok 10900 · Thailand
T +66 2 930 3030 · F +66 2 930 3311
obsea@ottobock.co.th · www.ottobock.co.th

